

NWOOSH Vacation Care

Excursion Risk Assessment

Excursion Details			
Dates of excursions	Thursday 2nd September 2021	Excursion destination:	Brickpit Courts
Departure and Arrival Times	Leave NWOOSH at 3:00pm, Leave Courts 4:45pm for 5pm Arrival back at centre		
Proposed Activities	Relaxation and group games played on two courts at the stadium	Water Hazards?	Yes/ No
		If yes, detail in risk assessment below	
Method of transport, incl proposed route	Walking (route is detailed on map below) (142-178 Pennant Hills Rd, Brick Pit Park, Thornleigh, NSW 2120)	Pickup location and destination for each location travelled to / from:	Depart at NWPS at preschool gates, Enter through front doors at venue adjacent to footpath. Depart through front doors at venue and Enter at NWPS preschool gates
Name of RPD	TBD	Contact Number of RPD	02 9484 4412
Number of children attending excursion	Estimated: 40 Actual:	Number of educators/parents/volunteers	Estimated: 4 Actual:
Educator to child ratio, including whether this excursion warrants a higher ratio or specialised skills of adults? <i>Please provide details</i>	1:10 Ratio as per normal excursion ratio- no higher staffing requirements needed.	Requirements for seatbelts / safety restraints (e.g. will be worn if fitted; N/A due to walking etc)	N/A due to walking
Educators on excursion (Names): * * * *	Educator Training: * * * *	Educators Contact Details (to be completed on staff copy of RA only): * * * *	Educators to Sign once they have read & understood the Risk Management Plan: * * * *
Plan Prepared By:	Benjamin Caswell	Date Prepared:	7th July 2021
Additional Venue Information:	Yes-attached/ No		
Reminder: Monitor the effectiveness of controls and change if necessary. Review the risk assessment if an incident or signifcant change occurs.			
Excursion Checklist			
<input type="checkbox"/> 1 First Aid Kit per group incl tissues, plastic bags, instant ice pack, sick bags	<input type="checkbox"/> Centre Phone on divert to RPD mobile		
<input type="checkbox"/> Children informed about what to do when lost - who to see etc	<input type="checkbox"/> Excursion T Shirts for each child and Educators to wear uniform and badge		
<input type="checkbox"/> Child info Listing including roll, contact numbers and medical info	<input type="checkbox"/> Medication and Action Plans for each child with a Medical Condition		
<input type="checkbox"/> iPads and dongle	<input type="checkbox"/> All children checked for full water bottle, hat, wet weather gear		
<input type="checkbox"/> Mobile Phone with Battery	<input type="checkbox"/> walkie talkies or mobile phone (1 per educator)		
<input type="checkbox"/> Sunscreen, reminder alarms set on phone for every 2hrs	<input type="checkbox"/> Sports Equipment (Basketballs, Pumps, Cones)		
<input type="checkbox"/> Other items: water, backpack	<input type="checkbox"/> Medication Form		
<input type="checkbox"/> Centre Card	<input type="checkbox"/> Hand sanitiser, gloves and disinfectant wipes		

Activity	Hazard identified	Risk assessment	Elimination/control measures	Who	When	Residual Risk Rating
Walking to and from Venue - multiple Educators on excursion	Being injured by traffic while crossing road or walking	Extreme	<p>Staff: child ratio will be a maximum of 1 adult to 10 children. Children will walk in pairs on the left hand side of the footpath.</p> <p>The educators will position themselves on the road side when walking to and from the venue to keep the children safe.</p> <p>The lead Educator will cross to the middle of the side street prior to children beginning to cross the road. The Educator in the middle of the group will take over from the lead Educator in the middle of the road as the children cross, allowing the lead Educator to continue with the front of the group. The last Educator will cross at the end of the group, ensuring no children are crossing the road behind them. This formation will allow the educators to block oncoming traffic turning into, or out of, the side streets.</p> <p>Children will be reminded prior to the excursion to cross only when advised by Educators.</p>	<p>Educators and children</p> <p>Educators</p> <p>Educators</p> <p>Educators</p>	Children will be advised of instructions prior to excursion. Educators will position themselves at the beginning of the line, the end of the line and evenly down the middle of the line for the walk to the venue. Educators will remain in this format for entire walk from leaving the centre to the venue and on the return trip.	Moderate
Walking to and from Venue	Tripping while walking up steps / escalators.	Moderate	Children will be reminded prior to and whilst on the excursion to take the trip up and down any steps slowly and to wait for those in front of them.	Educators and children	During briefing prior to excursion and whilst on the excursion.	Low

General	Lost Child	Extreme	<p>All children will wear excursion T-Shirts whilst on the excursion.</p> <p>Children will be informed prior to the excursion about what to do if they become separated from the group.</p> <p>Educators will conduct dual headcounts at all stopping points and before and after leaving areas / venues.</p> <p>These headcounts will be recorded in the CS whatsapp group for documentation purposes.</p>	<p>Educators to organise T-Shirts</p> <p>RPD to brief children</p> <p>Educators</p> <p>RPD</p>	<p>Shirts to be worn by each child before departing the OOSH building.</p> <p>Prior to excursion</p> <p>At minimum, these will be performed before leaving for the excursion, when boarding the bus, when alighting the bus, at Morning Tea, Lunch, prior to boarding the bus, when alighting the bus, and on arrival back at the centre.</p>	Moderate
General	Sun Burn, Heatstroke, dehydration, Extreme hot weather etc.	Extreme	<p>UV rating will be checked prior to excursion commencing. Children will be required to employ sun safe practices consistent with UV rating, as is required in centre. Sunsafes practices will be maintained throughout the day.</p> <p>Children and staff will be expected to wear hats at all times when outdoors. Children will put their hats on before leaving the OOSH building. Children without a hat will be given one from the Centre.</p>	<p>Educators and children</p> <p>Children-directed by Educators</p>	<p>Prior to leaving Centre / as part of daily WHS check</p> <p>Before departure and reminders throughout the day.</p>	Low

			<p>Children will be checked for drink bottles and asked to ensure all are filled prior to the excursion. Any child without water will be given a clean filled water bottle by staff before commencement of excursion. Children will be given regular drink breaks throughout the day to ensure they remain hydrated. Drink refill stations are available at the brickpit stadium</p> <p>Sunscreen will be applied to each child, where permission has been given & UV 3 or above. Children without sunscreen permission will be required to apply their own sunscreen at the same intervals as those with permission</p>	<p>Educators</p> <p>Educators</p>	<p>Prior to leaving the Centre</p> <p>Before leaving the service. To be reapplied every two hours throughout the day.</p>	
General	Wet Weather	Moderate	<p>Children will be reminded to bring their wet weather gear on the excursion. Where possible, the centre will provide wet weather gear, such as umbrellas. When there is wet weather, Educators will direct children to use their wet weather for any outdoor time on the excursion</p> <p>Parents will be reminded to pack wet weather gear before excursions.</p>	<p>Children, directed by educators</p> <p>Educators and Parents</p>	<p>During briefing, prior to excursion, and whilst on excursion</p> <p>Prior to excursion.</p>	<p>Low</p> <p>Low</p>
General	Toilet Supervision	High	<p>Staff are to inspect toilets before use, to check if safe and all-clear before children use them. Children will be notified of the location of the toilets before activity commences. Children will be accompanied at all times when entering the restroom area</p>	Children and Educators	On arrival at the venue and then throughout the day before group use by children.	Low

			<p>at all times when entering the restroom area and educators to position themselves close to the entry door. Children will be sent to the restroom in groups with two educators to allow a dual headcount to be completed both in and out of bathrooms. A call out will be done for children who need to utilise the bathrooms and children will line up before dual headcount is completed</p> <p>handwash facilities - soap / paper towel are available at the venue</p>			
General- multiple Educators on Excursion	Serious injuries to a child	Moderate	Where a child has a serious injury, one staff member will render first aid, whilst the others move the other children away and ensure adequate supervision. Where an ambulance is required to be called, the staff member will notify the RPD, and the venue staff who will assist in calling the ambulance. Where a staff member leaving in an ambulance then compromises our child to staff ratio, and the activity is deemed unsafe with the number of remaining educators, the children will immediately be returned to the centre.	Children and Educators	During excursion	Low
General- multiple Educators on Excursion	Serious injury to a staff member	Moderate	Where a staff member has a serious injury, one staff member will render first aid, whilst the others move the children away and ensure adequate supervision. Where an ambulance is required to be called, the staff member will notify the RPD, and the venue staff who will assist in calling the ambulance. Where a staff member leaving in an ambulance then compromises our child to staff ratio, and the activity is deemed unsafe with the number of	Educators	During excursion	Low

			remaining educators, the children will immediately be returned to the centre			
General - Walking to and from venue	Bottles, rubbish, dangerous items on road/footpath	Extreme	One educators is to walk ahead of children to do a thorough inspection of the environment prior to children walking through.. Educators are to remove any rubbish from the area if safe to do so. If there are any dangerous items which cannot be moved then educators should use an alternate route to walk.	Educators	During excursion	Low
Walking to and from Venue	Sun Burn, Heatstroke, dehydration, Extreme hot weather etc.	Extreme	Should the temperature become too hot to return to OOSH by foot, alternative arrangements will be made to ensure the safety of each child. Parents will be contacted and notified immediately should there be changes to the daily programs travel arrangements / pickup location.	Educators	Temperature to be assessed prior to leaving on excursion for a decision / alternate plans to be made	Low
General/Brickpit Courts	Child Protection	High	Children will never be left alone with members of the public without supervision. All Educators hold WWCC as do venue staff.	Educators	During Excursion	Low

Brickpit Courts	Injury (General) Sprains, strains, broken bones, dislocation)	High	Children will be advised prior to commencement of and during excursion to play with caution and to keep a safe distance from peers. Brickpit staff to ensure facility is safe for use and free from hazard. Brickpit staff and NWOOSH educators are first aid trained. Where a child has a serious injury, one staff member will render first aid, whilst the others move the other children away and ensure adequate supervision. Where an ambulance is required to be called, the staff member will notify the RPD, and the venue staff who will assist in calling the ambulance. Where a staff member leaving in an ambulance then compromises our child to staff ratio, and the activity is deemed unsafe with the number of remaining educators, the children will immediately be returned to the centre.	Educators, Children and Brickpit staff	Before and during Excursion	Low
Brickpit Courts	Injury from sporting equipment	High	Children will be reminded to keep a safe distance from each other while using equipment. Children will be reminded to be cautious of their surroundings while using equipment. Where a child has a serious injury, one staff member will render first aid, whilst the others move the other children away and ensure adequate supervision. Where an ambulance is required to be called, the staff member will notify the RPD, and the venue staff who will assist in calling the ambulance. Where a staff member leaving in an ambulance then compromises our child to staff ratio, and the activity is deemed unsafe with the number of remaining educators, the children will immediately be returned to the centre.	Educators / Children / venue staff	During excursion, prior to use of equipment	Low

Brickpit Courts	Injury from falling fixtures (lighting, signage)	High	Children will be reminded to use equipment with caution and to keep a safe distance between equipment and lighting. Where a child has a serious injury, one staff member will render first aid, whilst the others move the other children away and ensure adequate supervision. Where an ambulance is required to be called, the staff member will notify the RPD, and the venue staff who will assist in calling the ambulance. Where a staff member leaving in an ambulance then compromises our child to staff ratio, and the activity is deemed unsafe with the number of remaining educators, the children will immediately be returned to the centre.	Educators / Children / venue staff	During excursion, prior to use of equipment	Low
-----------------	--	------	---	------------------------------------	---	-----

Brickpit Courts	Injury from falls/ slips due to water (Showers and taps in bathrooms and changerooms)	High	Brickpit staff to inspect changerrooms prior to excursion and If water discovered on tiles to notify supervisor on duty immediately who will eliminate with towel and erect warning signs. Educators will inspect bathrooms and changerrooms before the commencement of the excursion to ensure there are no water hazards due to shower or taps. Children will be reminded not to enter shower area or turn on shower taps. Children will be reminded to turn off all taps after use and to let staff know if any water splashes on to the ground. Educators to inspect bathrooms following use by the children. Where a child has a serious injury, one staff member will render first aid, whilst the others move the other children away and ensure adequate supervision. Where an ambulance is required to be called, the staff member will notify the RPD, and the venue staff who will assist in calling the ambulance. Where a staff member leaving in an ambulance then compromises our child to staff ratio, and the activity is deemed unsafe with the number of remaining educators, the children will immediately be returned to the centre.	Educators / Children / venue staff	Before, During and After Excursion	Low
-----------------	--	------	---	--	---------------------------------------	-----

Brickpit Courts	Injury from falls/ slips due to water (bubblers)	High	Brickpit staff to ensure signage next to bubbler notifying patron's not to leave bubbler on & to fill bottles over sink to reduce spillage. If water on floor discovered, supervisor to mop up immediately & leave out wet floor signage. Children will be reminded to be cautious of where they are walking. Where a child has a serious injury, one staff member will render first aid, whilst the others move the other children away and ensure adequate supervision. Where an ambulance is required to be called, the staff member will notify the RPD, and the venue staff who will assist in calling the ambulance. Where a staff member leaving in an ambulance then compromises our child to staff ratio, and the activity is deemed unsafe with the number of remaining educators, the children will immediately be returned to the centre.	Educators / Children / venue staff	During Excursion	Low
-----------------	--	------	---	--	------------------	-----

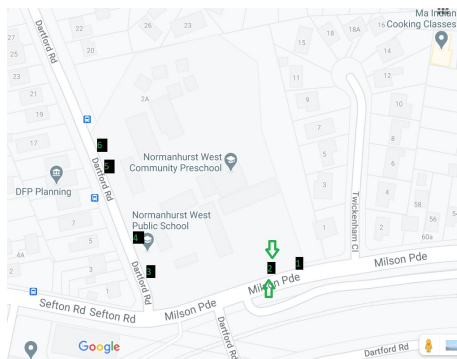
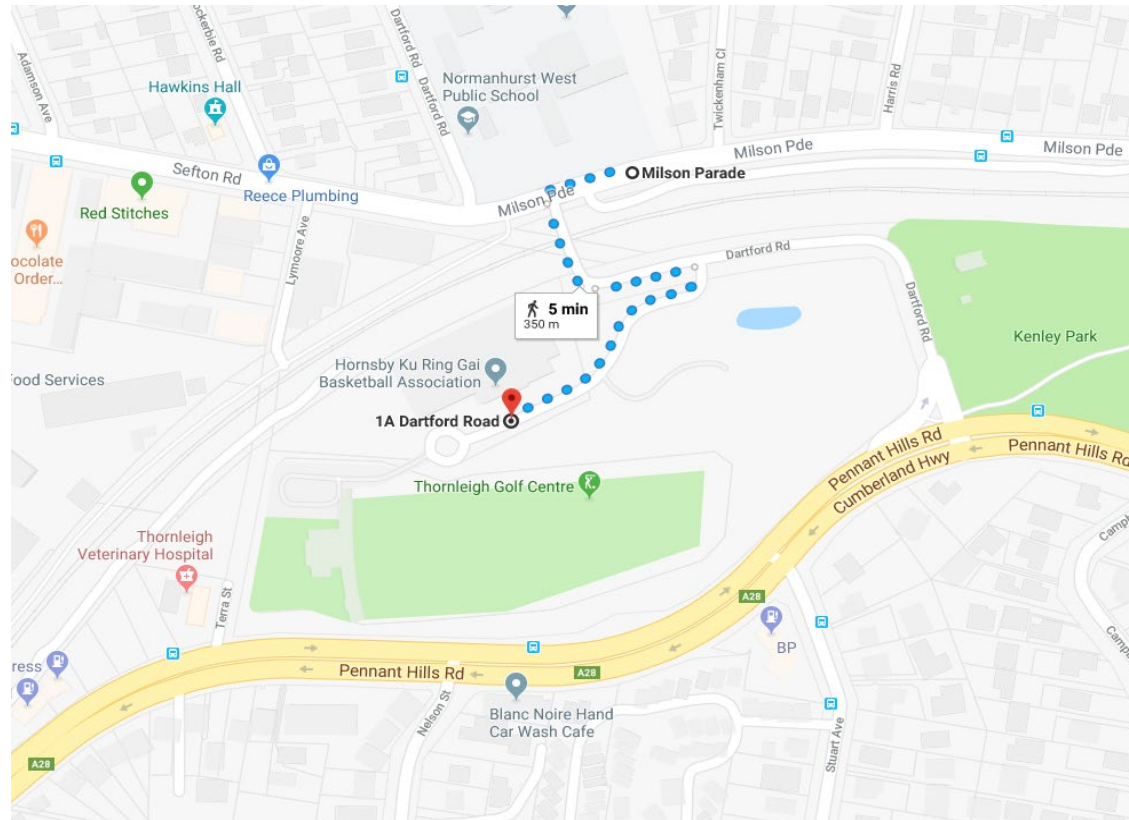
Brickpit Courts (Grandstand and Mezzanine)	Injury from trips/falls down stairs	High	Brickpit staff to ensure all stairs are free of hazards. Educators to remind children to walk down stairs and not run. Educators to remind children to use hand rails provided by Brickpit Facility. One educator to supervise grandstand and mezzanine at all times reminding children to walk. Brickpit staff to ensure hand rails are in adequate condition. Where a child has a serious injury, one staff member will render first aid, whilst the others move the other children away and ensure adequate supervision. Where an ambulance is required to be called, the staff member will notify the RPD, and the venue staff who will assist in calling the ambulance. Where a staff member leaving in an ambulance then compromises our child to staff ratio, and the activity is deemed unsafe with the number of remaining educators, the children will immediately be returned to the centre.	Educators / Children / venue staff	Before and During Excursion	Low
	Injury from activities conducted in other courts	Medium	Brickpit Staff will have set up the moveable divider to minimise risk of balls crossing the courts and being stopped by the divider. If this is not set up upon arrival, RPD will advise Stadium Manager to erect the divider.	Educators / Children / venue staff	Before the Excursion	Low
COVID-19	Infection & Prevention Procedures	High	Brickpit Stadium is a COVID Safe Venue. The venue is limited to maximum 300 capacity to which the Stadium Manager will advise upon arrival if entry can be allowed due to capacity restraints.	Educators / Children / venue staff	On arrival at the venue	Low

COVID-19	Infection & Prevention Procedures	High	Equipment used by NWOOSH will be cleaned prior to arrival with only the NWOOSH group having access to this set equipment. This equipment includes volleyball/badminton nets and the basketball hoops. NWOOSH will bring their own basketball and other equipment as required, which educators will clean prior to and after use at the venue.	Educators / Children / venue staff	Before and During Excursion	Low
COVID-19	Infection & Prevention Procedures	High	Parents will be advised before excursion to ensure children have a packed water bottle. Staff to ensure all water bottles are filled and taken on the excursion. The children will be reminded by staff the public water fountains are out of bounds and not to be used.	Educators/Children/Parents	Before and During Excursion	Low
COVID-19	Infection & Prevention Procedures	High	Children will be reminded about the above procedures and include the designated arrow walkway in areas around the stadium that have to be adhered to. Barriers are also in place in some areas to guide flow of people.	Educators/Children/Brickpit Staff	Before and During Excursion	Low
Transportation Method	Seat Belt Requirements & Entry/Exit Information	Low	As this excursion is being conducted with the mode of transport as Walking/By Foot, the Transport-Seat Belt requirements do not apply to this excursion. Entry/Exit of Premises will be via preschool gates and to the Venue via front doors adjacent to carpark.	Educators	During Excursion	Low
Venue Visit	COVID-19 Transmission	High	Educators are to check in using the Service NSW App when entering the venue. RPD will remind educators to check out once leaving premises.	Educators	During Excursion	Low

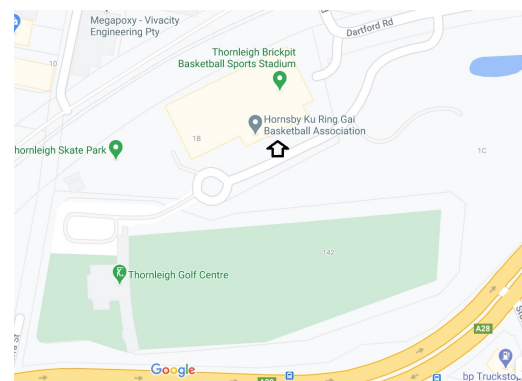
Risk Benefit Analysis

Risk	Benefit
* Lost Child	* Development of social skills & expected behaviours when with other people of the community
* Sunburn, heatstroke, dehydration, extreme weather, wet weather while walking to and from excursion	* Learn new games to be played on courts
* Child Protection issues with members of the public	* Relaxation and Recreation
* Injury to children or staff from slips / trips / falls	* Continue to develop relationships with key Educators and brickpit staff whilst on the excursion
* Injury to children from equipment	* Development of confidence in physical abilities and learning limits when using the equipment.
* Cross-contamination of COVID and infectious diseases from members of the public.	* FUN!
	* Practice new skills for games learned

Risk Matrix						
		Consequence				
		Insignificant	Minor	Moderate	Major	Catastrophic
Likelihood	Almost certain	Moderate	High	High	Extreme	Extreme
	Likely	Moderate	Moderate	High	Extreme	Extreme
	Possible	Low	Moderate	High	High	Extreme
	Unlikely	Low	Low	Moderate	High	High
	Rare	Low	Low	Low	Moderate	High



**Exit & Entry of premises
Via School Gate 2**



**Entry & Exit of venue
Via front doors adjacent to footpath**